

See discussions, stats, and author profiles for this publication at: <https://www.researchgate.net/publication/303886583>

Physical activity in European adolescents and associations with anxiety, depression and well-being

Article in *European Child & Adolescent Psychiatry* · June 2016

DOI: 10.1007/s00787-016-0875-9

CITATIONS

0

READS

111

28 authors, including:



Paul Corcoran

University College Cork

149 PUBLICATIONS 2,483 CITATIONS

SEE PROFILE



Doina Cozman

Iuliu Hațieganu University of Medicine and ...

69 PUBLICATIONS 442 CITATIONS

SEE PROFILE



Michael Kaess

Universität Heidelberg

148 PUBLICATIONS 951 CITATIONS

SEE PROFILE



Vita Postuvan

University of Primorska

55 PUBLICATIONS 504 CITATIONS

SEE PROFILE

Some of the authors of this publication are also working on these related projects:



Midwives' contribution to normal childbirth care: Cross-sectional study in public hospitals in Catalonia. ISRCTN14062994 DOI 10.1186/ISRCTN14062994 [View project](#)

Physical activity in European adolescents and associations with anxiety, depression and well-being

Elaine M. McMahon¹ · Paul Corcoran¹ · Grace O'Regan¹ · Helen Keeley² · Mary Cannon³ · Vladimir Carli⁴ · Camilla Wasserman^{5,6} · Gergö Hadlaczky⁴ · Marco Sarchiapone^{6,7} · Alan Apter⁸ · Judit Balazs^{9,10} · Maria Balint¹¹ · Julio Bobes¹² · Romuald Brunner¹³ · Doina Cozman¹⁴ · Christian Haring¹⁵ · Miriam Iosue⁶ · Michael Kaess¹³ · Jean-Pierre Kahn¹⁶ · Bogdan Nemes¹⁴ · Tina Podlogar¹⁷ · Vita Poštuvan¹⁷ · Pilar Sáiz¹² · Merike Sisask^{18,19} · Alexandra Tubiana¹⁶ · Peeter Värnik¹⁸ · Christina W. Hoven^{5,20} · Danuta Wasserman⁴

Received: 5 November 2015 / Accepted: 30 May 2016
© Springer-Verlag Berlin Heidelberg 2016

Abstract In this cross-sectional study, physical activity, sport participation and associations with well-being, anxiety and depressive symptoms were examined in a large representative sample of European adolescents. A school-based survey was completed by 11,110 adolescents from ten European countries who took part in the SEYLE (Saving and Empowering Young Lives in Europe) study. The questionnaire included items assessing physical activity,

sport participation and validated instruments assessing well-being (WHO-5), depressive symptoms (BDI-II) and anxiety (SAS). Multi-level mixed effects linear regression was used to examine associations between physical activity/sport participation and mental health measures. A minority of the sample (17.9 % of boys and 10.7 % of girls; $p < 0.0005$) reported sufficient activity based on WHO guidelines (60 min + daily). The mean number of days

✉ Elaine M. McMahon
e.mcmahon@ucc.ie

¹ National Suicide Research Foundation, University College Cork, Cork, Ireland

² Health Service Executive, Cork, Ireland

³ Department of Psychiatry, Royal College of Surgeons in Ireland, Dublin, Ireland

⁴ National Centre for Suicide Research and Prevention of Mental Ill-Health (NASP), Karolinska Institute, Stockholm, Sweden

⁵ Department of Child and Adolescent Psychiatry, New York State Psychiatric Institute, New York, USA

⁶ Department of Medicine and Health Science, University of Molise, Campobasso, Italy

⁷ National Institute for Health, Migration and Poverty, Rome, Italy

⁸ Schneider Children's Medical Centre of Israel, Tel-Aviv University, Tel Aviv, Israel

⁹ Vadaskert Child and Adolescent Psychiatry Hospital, Budapest, Hungary

¹⁰ Institute of Psychology, Eötvös Loránd University, Budapest, Hungary

¹¹ Pedagogical Consultation Services, Budapest, Hungary

¹² Centro de Investigación Biomédica en Red de Salud Mental, University of Oviedo, Oviedo, Spain

¹³ Clinic of Child and Adolescent Psychiatry, Centre of Psychosocial Medicine, University of Heidelberg, Heidelberg, Germany

¹⁴ Clinical Psychology Department, Iuliu Hatieganu University of Medicine and Pharmacy, Cluj-Napoca, Romania

¹⁵ Department Psychiatry and Psychotherapy, Tirol Kliniken, Hospital Hall in Tyrol, Innsbruck, Austria

¹⁶ Department of Psychiatry and Clinical Psychology, University of Lorraine, Nancy, France

¹⁷ Slovene Centre for Suicide Research, Andrej Marusic Institute, University of Primorska, Koper, Slovenia

¹⁸ Estonian-Swedish Mental Health and Suicidology Institute (ERSI), Tallinn, Estonia

¹⁹ School of Governance, Law and Society, Tallinn University, Tallinn, Estonia

²⁰ Department of Epidemiology, Mailman School of Public Health, Columbia University, New York, USA

of at least 60 min of moderate-to-vigorous activity in the past 2 weeks was 7.5 ± 4.4 among boys and $5.9 \text{ days} \pm 4.3$ among girls. Frequency of activity was positively correlated with well-being and negatively correlated with both anxiety and depressive symptoms, up to a threshold of moderate frequency of activity. In a multi-level mixed effects model more frequent physical activity and participation in sport were both found to independently contribute to greater well-being and lower levels of anxiety and depressive symptoms in both sexes. Increasing activity levels and sports participation among the least active young people should be a target of community and school-based interventions to promote well-being. There does not appear to be an additional benefit to mental health associated with meeting the WHO-recommended levels of activity.

Keywords Adolescent · Anxiety · Depression · Mental health · Exercise

Background

There is conclusive evidence that the physical health of adolescents is enhanced by frequent physical activity [1, 2]. It is recommended that children and adolescents aged 5–17 years should accumulate at least 60 min of moderate-to-vigorous activity each day [1, 3]. However, it has been reported that 80 % of 13–15 year-olds worldwide do not achieve this amount of activity per day [4]. Internationally, levels of physical activity have been found to decrease with age in adolescence, with girls engaging in significantly less activity than boys in most countries and regions worldwide [5]. Possible explanations for these sex disparities include the suggestion that competitive activities may appeal more to boys, while girls may focus more on health and fitness [6].

An association between physical activity and mental health in children and adolescents has also been reported, but research designs are often weak and effects small to moderate [7, 8]. A systematic review of randomised controlled trials of exercise interventions for anxiety and depression in children and adolescents reported a small effect in favour of physical activity in reducing depression and anxiety levels in the general population [9], while sedentary behaviour has been reported to be associated with anxiety disorder [10]. A recent longitudinal study has reported that adolescents who engage in higher frequencies of physical activity are more resilient to developing depressive symptoms [11]. Participation in sports has also been found to be associated with reduced levels of depression and suicidal ideation [12, 13] and adolescents who participate in team sports have been found to report higher levels of happiness than those who play individual sports [14].

Mental health problems are common in European adolescents. The multi-centre Saving and Empowering Young Lives in Europe (SEYLE) study reported that 5.8 % of participants met criteria for an anxiety disorder, 10.5 % met criteria for depressive disorder [15], while 32.3 % reported suicidal thoughts [16]. In this study, we examined physical activity and its associations with mental health indicators in the SEYLE sample. Our objectives were to describe the frequency of physical activity and participation in sport among girls and boys and to examine associations between physical activity and sports participation and anxiety, depressive symptoms and well-being. We hypothesised that the majority of adolescents were insufficiently active according to current public health guidelines, that girls were more inactive than boys and that higher frequency of physical activity would be associated with greater well-being and lower levels of anxiety and depressive symptoms among adolescents.

Method

Cross-sectional data were drawn from the Saving and Empowering Young Lives in Europe (SEYLE) study [16]. The SEYLE trial is registered at the German Clinical Trials Registry, number DRKS00000214. Participants were recruited from 168 schools in ten European countries (Austria, Estonia, France, Germany, Hungary, Ireland, Italy, Romania, Slovenia and Spain) and the trial evaluated school-based interventions for prevention of suicidal behaviour. Schools in the study regions were included if they were public, a minimum of 40 students aged 15 were enrolled, more than two teachers were employed to teach 15-year-old students, and no more than 60 % of students were of the same sex. All students in participating classes, including those who were aged 14 and 16, were included to avoid discrimination. Ethical approval was obtained at each study site from the appropriate local ethics committees. Full details of trial methodology, consent procedures, response rates and representativeness of the sample have been reported elsewhere [17]. Of 232 schools approached, 168 schools (72 %) agreed to participate. Of the 27,099 pupils approached, 14,267 were not enrolled because parental or student consent was not given, and 1722 pupils were absent on the day. In the current study, baseline data were used and only adolescents for whom sex was recorded were included ($n = 11,072$). Of these, 6566 (59 %) were girls and 4506 were boys. The mean age of the sample was 14.8 [SD 0.84].

Data collection

Students were administered a self-report questionnaire in their classroom, which included well-established

instruments and several items developed for the SEYLE study [17]. Local teams were uniformly trained in the study procedure. Adherence to study procedures and quality control was monitored through site visits and questionnaires. Data were entered at each site following double data entry procedures. Quality control of each local data set was carried out centrally before data were pooled.

Physical activity

Physical activity was assessed using a modified version of the PACE + (Patient-Centred Assessment and Counselling for Exercise Plus Nutrition) adolescent physical activity measure [19]. When compared with accelerometry, this measure has been reported to have acceptable validity in assessing non-compliance with physical activity recommendations [20]. The survey item assessing physical activity was as follows: “During the past 2 weeks, on how many days were you physically active for a total of at least 60 min? For each day, add up all the time you spent in physical activity like walking, riding a bicycle etc. Do not include your physical education or gym class. Count up the days with at least 60 min of physical activity in the past 2 weeks.” Responses ranged from 0 to 14 days.

Sports participation

A further survey item asked participants whether they had regularly (at least once a week) played one or more sports in the past 6 months, with possible responses “Yes” or “No”. Participants were also asked to name the sports in which they participated, with space for up to three sports to be entered. The named sports were later coded by the study team as a team sport or an individual sport/fitness activity. Team sports were classified as those that typically involved three or more players on each side who compete concurrently [14]. If participants named at least one team sport they were classified as engaging in team sports. Participants who did not report playing any team sport but named an individual sport or other fitness activity were coded as individual sport/fitness activity. A third sub-group comprised of those who reported no participation in sport or other fitness activity. For some analyses all sports (team and individual/fitness) were treated as one category.

Mental health

Depressive symptoms: Severity of depressive symptoms was measured using the Beck Depression Inventory II (BDI-II) [21]. Items of this instrument assess specific symptoms of depression experienced over the preceding 2 weeks. The BDI-II includes an item measuring loss of libido which was excluded from the SEYLE questionnaire

as it is considered inappropriate for adolescents in some cultural settings [22]. Each question was scored from 0 to 3, indicating the severity of the symptom, with total scores ranging from 0 to 60. Cronbach’s alpha in our sample was 0.86, indicating good internal reliability [18]. The reliability and validity of the BDI-II have been confirmed in clinical and community samples of adolescents [23, 24].

Anxiety symptoms: Symptoms of anxiety were assessed using the Zung Self-Rating Anxiety Scale (SAS) [25], a 20-item self-report questionnaire. Responses to each item range from 1 to 4 with scores ranging from 20 to 80 with higher scores indicating increased levels of anxiety. Cronbach’s alpha in our sample was 0.81, indicating good internal reliability [18]. The SAS has been shown to have good reliability and validity in samples of undergraduate students [26].

Well-being: Well-being was assessed using the WHO-5 Well-being Index (WHO-5) [27], which measures positive psychological well-being. Responses to each item range from 0 to 5. These scores are summed and converted to obtain a percentage score ranging from 0 to 100, where 100 represents best possible level of well-being. Cronbach’s alpha in our sample was 0.80, indicating good internal reliability. The psychometric properties of the WHO-5 have been confirmed in a large adult sample [28] and it has been confirmed as a valid scale for use in an adolescent sample [29].

Socio-economic status (SES) may be a confounding factor in associations between physical activity and mental health, as family affluence has been found to be associated with physical activity levels in most countries [30]. Although SES was not measured using a validated instrument in this study, we have used responses to the following question as a proxy measure of SES: “Do your parents have trouble making ends meet?” with responses categorised as “Yes” or “No”.

Chronic illness and sexual intercourse were included as covariates in our multivariate analyses due to their associations with physical activity levels and mental health in our sample. The survey items included were: “Do you suffer from a chronic illness?” and “Have you ever had sexual intercourse?” with responses “Yes” or “No”.

Cigarette smoking and alcohol use were also examined and included as covariates. These lifestyle factors have been reported to have associations with both physical activity and mental health [31]. Smoking was assessed by the following question: “How many cigarettes did you smoke per day, in the past 6 months?” and “Have you quit smoking cigarettes in the last 6 months?”. Those who reported smoking at least one cigarette per day and not having quit smoking in the previous 6 months were coded as daily smokers. All other participants were coded as non-smokers. Drinking alcohol was assessed using the following survey

items: “How often do you have a drink containing alcohol such as a half pint or 330 ml bottle of beer, cider or alcohol, a glass of wine or a shot of strong alcohol?”. Those who answered “Never” or “Once a month or less” were coded as non-drinkers, while those who responded “2–4 times a month”, “2–3 times a week”, “4 or more times a week”, “Every day” or “Several times a day” were coded as alcohol drinkers.

Age was also recorded and has been included as a covariate due to known associations between increasing age and decreasing frequency of physical activity [5].

Statistical analyses

Based on their reported frequency of physical activity, participants were categorised as Least Active (60 min + activity on 0–3 days in the past 14 days), Somewhat Active (60 min + activity on 4–7 days in past 14 days), or Most Active (60 min + activity on 8–14 days). Within the most active group, a sub-group who reported daily physical activity was identified (Sufficiently Active according to WHO guidelines).

Mean frequency of physical activity of boys and girls were compared using *t*-tests. Proportions of boys and girls in the Least/Somewhat/Most Active categories and of those reporting smoking, alcohol use, chronic illness, sexual intercourse and family financial problems were compared using Chi-squared tests.

ANOVA was used to compare mean scores on the psychological variables (BDI II, SAS, WHO-5) between Least, Somewhat and Most Active groups of girls and boys. Bootstrapping was used to account for the non-normal distribution. Post hoc between-groups comparisons were carried out using Tukey’s HSD to account for multiple testing. Effect size was measured using η^2 and the effect size was considered very small if $\eta^2 < 0.01$, small if < 0.06 , medium if < 0.14 and large if $0.14+$ [32].

To examine associations between frequency of physical activity and mental health variables (BDI, SAS and WHO-5) multi-level mixed effects linear regression was carried out with random effects to account for clustering of pupils within schools and countries. The coefficients from this model were used to estimate curves illustrating associations between frequency of activity and each of the mental health measures.

A further multi-level model was fitted for associations between physical activity, sport participation and each mental health measure with fixed effects for age, socio-economic status, smoking, alcohol use, sexual intercourse and chronic illness. Random effects were fitted to account for clustering of pupils within schools and countries.

As boys and girls differ significantly in terms of prevalence of mental health problems and in terms of physical

activity levels, analyses were carried out separately for boys and girls. Cases with missing data on the relevant items were excluded from the analysis. Levels of missing data ranged from 3 to 4 % on the mental health measures and 12.3 % on the physical activity measure.

Analyses were carried out using SPSS version 20 and Stata version 13.

Results

Frequency of physical activity and sports participation

In our 10-country sample, 727 (17.9 %) boys and 628 (10.7 %) girls reported engaging in at least 60 min of physical activity every day (Table 1). Overall 13.6 % of the sample was sufficiently active. The mean number of days of activity in the past 14 days was significantly higher for boys (7.5 ± 4.4) than girls (5.9 ± 4.3 ; $p < 0.0005$). There were significant sex differences in the proportion of young people in each of the activity subgroups; with more girls than boys in the least active (34.3 % of girls, 21.1 % of boys; $p < 0.0005$) and somewhat active groups (34.3 % of girls, 31.2 % of boys; $p < 0.0005$), and more boys than girls in the most active group (47.7 % of boys, 31.4 % of girls; $p < 0.0005$).

In the total sample, 3345 adolescents (30.2 %) reported participation in at least one team sport, with large sex differences (19.0 % of girls, 46.6 % of boys; $p < 0.0005$). Just under one-third of the sample (32.8 %) reported no participation in sport or other fitness activity, while 37.0 % reported participation in an individual sport or fitness activity but no team sport.

There was no significant difference between the percentage of girls and boys reporting having a chronic illness (15.1 % of the total sample). Daily cigarette smoking was reported by more girls (29.8 %) than boys (24.3 %; $p < 0.0005$), while alcohol use was reported more frequently by boys (35.7 %) than girls (28.0 %; $p < 0.0005$). Girls more frequently reported that their parents have financial problems (14.8 %) compared to boys (9.9 %; $p < 0.0005$). Just under one-fifth (19.3 %) of the sample reported ever having had sexual intercourse, with this being more frequently reported by boys than girls (20.9 % of boys, 18.1 % of girls; $p < 0.0005$).

The most frequently reported number of days of activity in the past 14 days for boys was 14 ($n = 727$, 17.9 %) followed by 10 days ($n = 448$, 11.0 %). For girls, the most frequently reported number of days of activity were 4 days ($n = 638$, 10.8 %), followed by 2 days ($n = 631$, 10.7 %) and 14 days ($n = 628$, 10.7 %) (Fig. 1).

There were large differences between countries in terms of frequency of activity (Table 2). The highest proportion

Table 1 Socio-demographic characteristics, lifestyle and physical activity in boys and girls

Socio-demographic and lifestyle characteristics	Total sample (<i>n</i> = 11,072) Mean [SD]	Boys (<i>n</i> = 4506) Mean [SD]	Girls (<i>n</i> = 6566) Mean [SD]	<i>p</i> value
Age	14.8 [0.84]	14.7 [0.86]	14.8 [0.82]	<0.0005
Chronic illness	1653 (15.1 %)	666 (15.0 %)	987 (15.2 %)	0.72
Daily smoker	3040 (27.6 %)	1088 (24.3 %)	1952 (29.8 %)	<0.0005
Alcohol more than once monthly	3449 (31.2 %)	1610 (35.7 %)	1839 (28.0 %)	<0.0005
Parents have financial problems	1368 (12.8 %)	426 (9.9 %)	942 (14.8 %)	<0.0005
Sexual Intercourse	2078 (19.3 %)	913 (20.9 %)	1165 (18.1 %)	<0.0005
Physical Activity				
Mean no. of days activity 60 min + in past 14 days (SD)	6.6 (4.4)	7.5 (4.4)	5.9 (4.3)	<0.0005
Activity Frequency				
	<i>n</i> (%)	<i>n</i> (%)	<i>n</i> (%)	
Least active (0–3 days)	2875 (28.9 %)	857 (21.1 %)	2018 (34.3 %)	<0.0005
Somewhat active (4–7 days)	3284 (33.3 %)	1265 (31.2 %)	2019 (34.3 %)	<0.0005
Most active (8–14 days)	3786 (38.1 %)	1937 (47.7 %)	1849 (31.4 %)	<0.0005
(Sufficiently active:14 days) ^a	1355 (13.6 %)	727 (17.9 %)	628 (10.7 %)	<0.0005
Sport Participation				
No sport participation	3630 (32.8 %)	1051 (23.3 %)	2579 (39.3 %)	<0.0005
Individual sport/fitness activity	4097 (37.0 %)	1356 (30.1 %)	2741 (41.7 %)	<0.0005
Team sport	3345 (30.2 %)	2099 (46.6 %)	1246 (19.0 %)	<0.0005

^a Sufficiently active according to WHO guidelines are included in Most Active group

Fig. 1 Days of 60 min or more of activity in the past 2 weeks reported by girls and boys

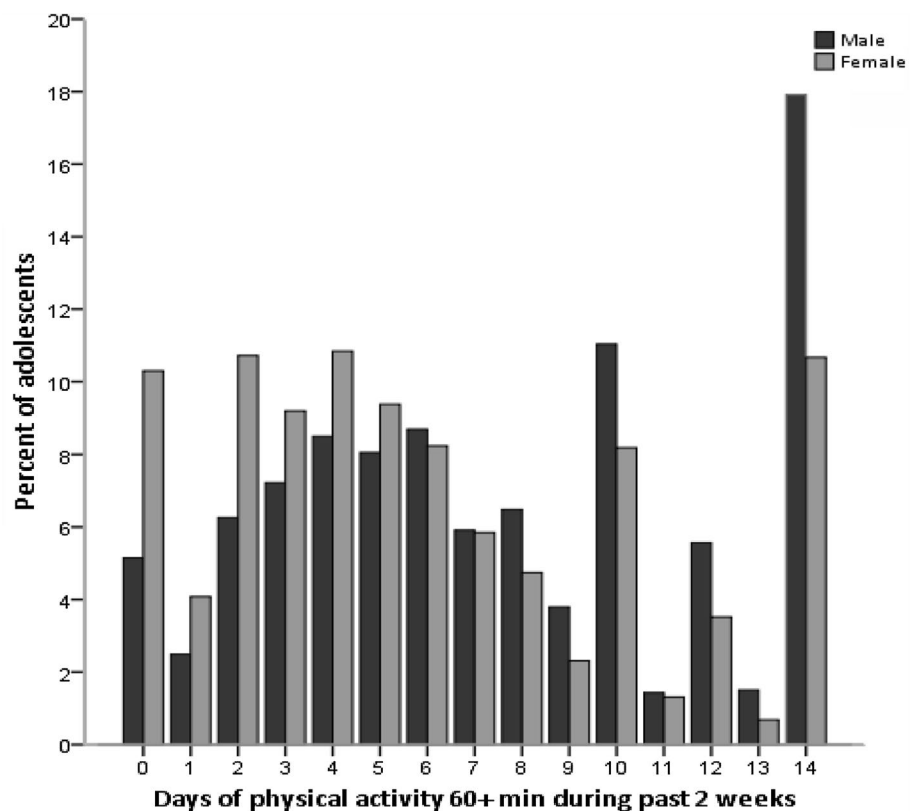


Table 2 Frequency of physical activity among girls and boys by country

	Activity Frequency							
	Least Active (0–3 days) <i>n</i> (% within sex)		Somewhat Active (4–7 days) <i>n</i> (% within sex)		Most Active (8–14 days) <i>n</i> (% within sex)		[Sufficiently Active (14 days)] ^a <i>n</i> (% within sex)	
	Male	Female	Male	Female	Male	Female	Male	Female
Austria	87 (25.4 %)	202 (34.6 %)	126 (36.7 %)	226 (38.8 %)	130 (37.9 %)	155 (26.6 %)	31 (9.0 %)	28 (4.8 %)
Estonia	71 (16.1 %)	100 (19.1 %)	132 (30.0 %)	204 (38.9 %)	237 (53.9 %)	220 (42.0 %)	114 (25.9 %)	92 (17.6 %)
France	103 (34.2 %)	332 (51.9 %)	117 (38.9 %)	181 (28.3 %)	81 (26.9 %)	127 (19.8 %)	31 (10.3 %)	45 (7.0 %)
Germany	120 (18.0 %)	223 (30.7 %)	224 (33.6 %)	288 (39.7 %)	322 (48.3 %)	215 (29.6 %)	105 (15.8 %)	47 (6.5 %)
Hungary	83 (22.9 %)	161 (31.3 %)	109 (30.0 %)	201 (39.0 %)	171 (47.1 %)	153 (29.7 %)	53 (14.6 %)	44 (8.5 %)
Ireland	94 (18.1 %)	81 (18.0 %)	173 (33.3 %)	193 (43.0 %)	253 (48.7 %)	175 (39.0 %)	62 (11.9 %)	25 (5.6 %)
Italy	128 (36.4 %)	441 (59.7 %)	126 (35.8 %)	227 (30.7 %)	98 (27.8 %)	71 (9.6 %)	27 (7.7 %)	11 (1.5 %)
Romania	38 (13.6 %)	150 (26.7 %)	61 (21.9 %)	183 (32.6 %)	180 (64.5 %)	228 (40.6 %)	86 (30.8 %)	98 (17.5 %)
Slovenia	33 (11.0 %)	148 (21.6 %)	66 (22.1 %)	197 (28.7 %)	200 (66.9 %)	341 (49.7 %)	104 (34.8 %)	162 (23.6 %)
Spain	100 (20.2 %)	180 (38.9 %)	131 (26.4 %)	119 (25.7 %)	265 (53.4 %)	164 (35.4 %)	114 (23.0 %)	76 (16.4 %)

^a Sufficiently active according to WHO guidelines are included in Most Active group

of adolescents in the Most Active (8–14 days) group was in Slovenia (49.7 % of girls and 66.9 % of boys), with high levels of activity also in Estonia (42.0 % of girls and 53.9 % of boys) and Romania (40.6 % of girls and 64.5 % of boys in the Most Active group). Italy had the highest proportion of both boys and girls in the Least Active (0–3 days activity) group (59.7 % of girls and 36.4 % of boys).

Associations between frequency of physical activity, sport participation and mental health measures

There were significant differences between physical activity sub-groups in terms of scores on all of the mental health measures examined ($p < 0.0005$ for both sexes on BDI II, SAS, WHO-5) (Table 3). Higher frequency of activity was associated with lower levels of depression and anxiety and greater well-being.

Posthoc sub-group comparisons showed significant differences between the Least Active and Somewhat Active subgroups in terms of scores on all examined measures for both boys and girls, with the Somewhat Active group having lower depression and anxiety levels and higher well-being than the Least Active group. Comparisons between the Somewhat Active and Most Active subgroups showed significant differences among boys for depression and anxiety (Most Active group having lower scores) and also for well-being (Most Active group having higher scores), while for girls only well-being scores differed significantly, with the Most Active group having better well-being.

Participation in sport (team or individual/fitness) was associated with significantly lower levels of anxiety and depressive symptoms and higher levels of well-being

($p < 0.0005$ for both girls and boys on BDI II, SAS and WHO-5) (Table 2).

Posthoc analyses showed that the individual sport/fitness activity sub-group had lower depression and anxiety levels and higher well-being than the group with no sport participation for boys and girls. Comparisons between boys involved in individual sport/fitness activity and boys involved in team sports showed no significant differences on the mental health measures, while for girls there were significant differences on the depression, anxiety and well-being scores between those involved in individual sport/fitness activity and those involved in team sports, with team sport associated with higher well-being and lower anxiety and depressive symptoms.

To further examine associations between frequency of activity and mental health measures, multi-level mixed effects linear regression was carried out with random effects to account for clustering of pupils within schools and within countries. The coefficients from this model were used to estimate the curves represented in Figs. 2, 3 and 4.

Well-being: WHO-5

There was a positive correlation between frequency of activity and well-being for both boys and girls (Fig. 2). At lower levels of activity, small increases in number of days of activity were associated with greater well-being, with peak levels of well-being for boys at 11 days activity and for girls at 13 days. Further increases in activity above this level had limited impact on well-being for boys. Among girls, the association was curvilinear, with those with 14 days activity having reduced levels of well-being.

Table 3 Associations between frequency of physical activity, sport participation and well-being, anxiety and depressive symptoms for boys and girls

		Boys			Girls		
		WHO-5 well-being index*	Beck depression inventory (BDI II)*	Zung self-rating anxiety scale (SAS)*	WHO-5 well-being index*	Beck depression inventory (BDI II)*	Zung self-rating anxiety scale (SAS)*
Frequency of activity							
Least active (0–3 days)	Mean (95 % CI) ^a	62.0 (60.0–62.2)	7.3 (6.8–7.8)	31.8 (31.3–32.2)	57.0 (56.2–57.9)	9.9 (9.5–10.2)	34.9 (34.6–35.2)
Somewhat active (4–7 days)	Mean (95 % CI) ^a	66.3 (65.3–67.3)	6.1 (5.8–6.4)	30.3 (30.0–30.7)	61.0 (60.3–61.8)	8.7 (8.3–9.0)	33.9 (33.6–34.3)
Most active (8–14 days)	Mean (95 % CI) ^a	68.8 (68.1–70.0)	5.2 (5.0–5.5)	29.6 (29.3–30.0)	63.3 (62.5–64.2)	8.5 (8.1–8.8)	33.6 (33.2–33.9)
	η^2	0.03	0.02	0.02	0.02	0.008	0.006
Sport participation							
No sport	Mean (95 % CI) ^a	61.4 (60.2–62.6)	7.2 (6.7–7.6)	32.7 (31.2–32.1)	57.6 (56.8–58.3)	9.7 (9.4–10.0)	34.9 (34.6–35.2)
Individual sport/fitness activity	Mean (95 % CI) ^a	67.1 (66.2–68.1)	5.8 (5.5–6.1)	30.1 (29.8–30.4)	61.7 (61.0–62.4)	8.8 (8.5–9.2)	34.0 (33.7–34.3)
Team sport	Mean (95 % CI) ^a	68.4 (67.6–69.1)	5.5 (5.3–5.7)	30.1 (29.8–30.4)	63.7 (62.6–64.8)	8.0 (7.6–8.5)	33.1 (32.7–33.6)
	η^2	0.02	0.008	0.01	0.02	0.009	0.007

All post hoc comparisons (Tukey’s HSD) between Least and Somewhat Active groups $p < 0.05$ for boys and girls

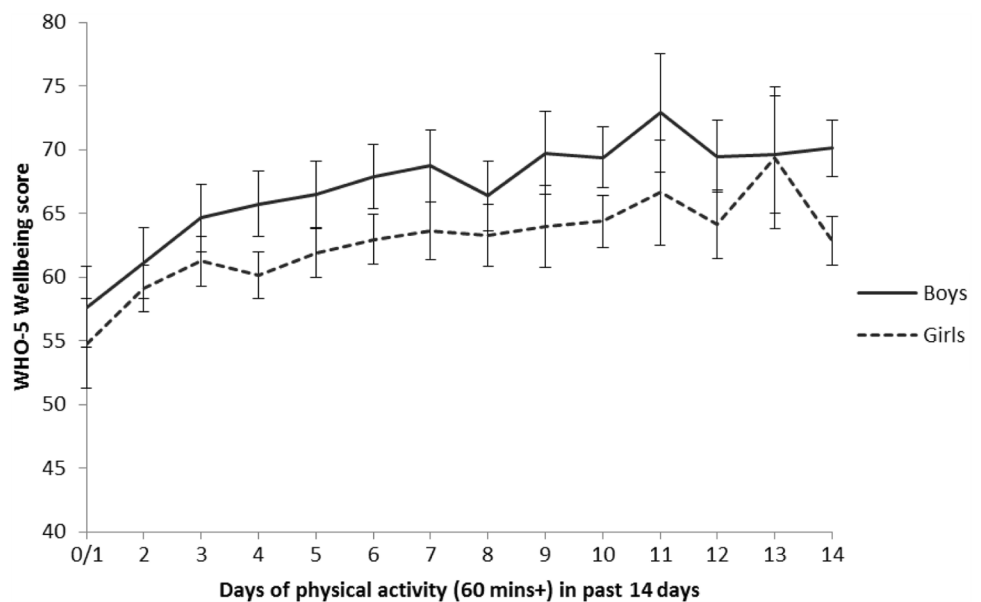
All post hoc comparisons between Somewhat and Most Active groups $p < 0.05$ for boys; for girls WHO $p < 0.05$, BDI $p = 0.68$, SAS $p = 0.35$

Post hoc group comparisons between No Sport and Individual sport: all $p < 0.05$; Individual Sports and Team Sports: Boys all NS (WHO $p = 0.12$, BDI $p = 0.39$, SAS $p = 0.98$); girls all $p < 0.05$

* All overall group comparisons $p < 0.0005$

^a 95 % CIs based on Bootstrapping

Fig. 2 Associations between frequency of physical activity and WHO-5 Well-being score (adjusted for clustering within school and country)



Depressive symptoms: BDI II

A negative correlation was found between frequency of activity and depressive symptoms for both sexes after

adjustment for clustering by school and country (Fig. 3). For both boys and girls, those reporting 11 days activity had the lowest level of depression. Among boys, activity on more than 11 days was not associated with lower levels

Fig. 3 Associations between frequency of physical activity and BDI-II depression score (adjusted for clustering within school and country)

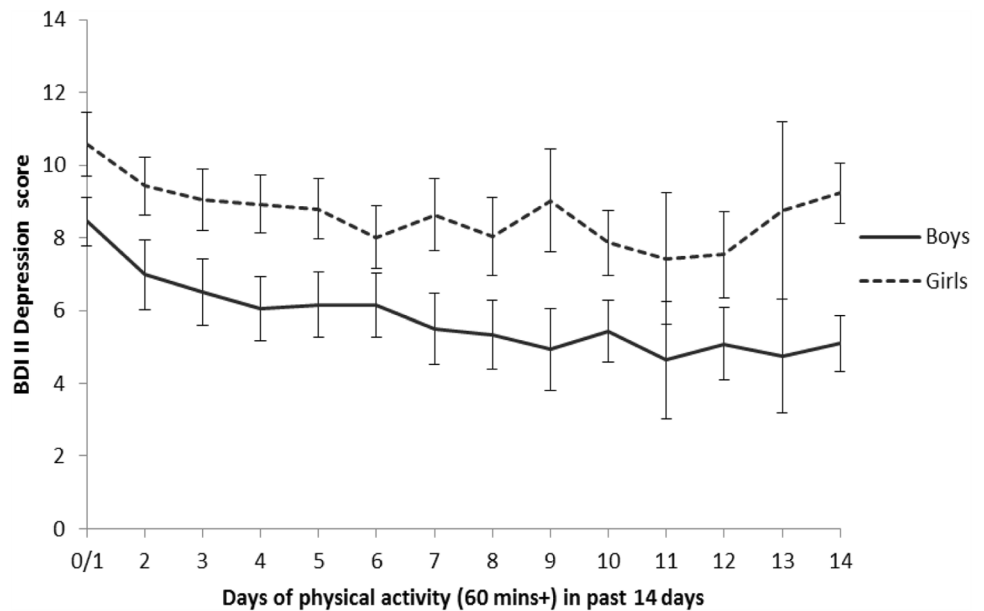
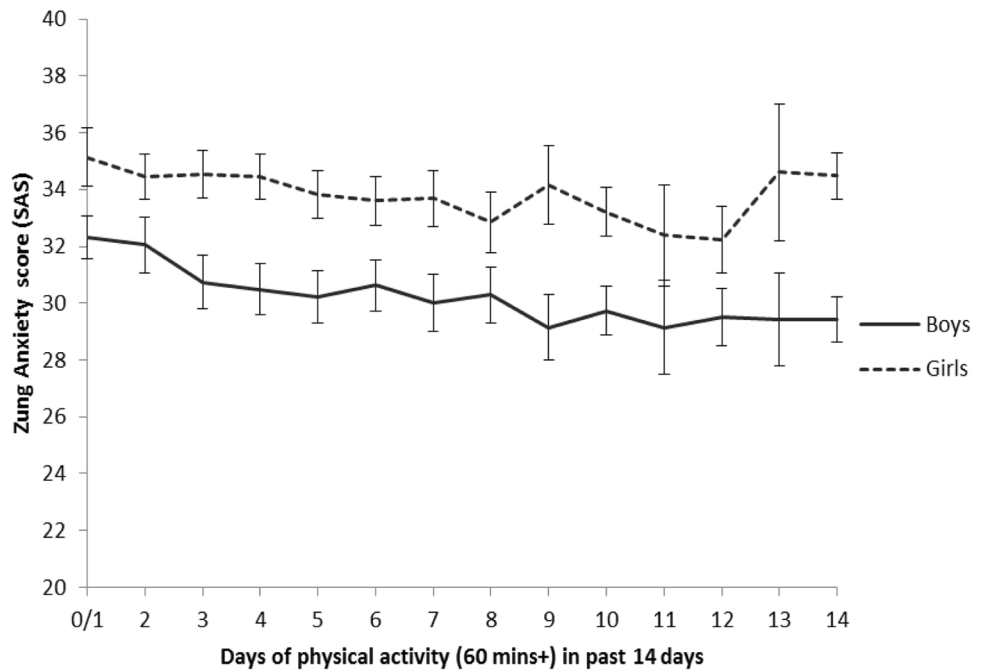


Fig. 4 Associations between frequency of physical activity and Zung Anxiety (SAS) score (adjusted for clustering within school and country)



of depressive symptoms. More frequent activity above this level was associated with higher levels of depressive symptoms among girls.

Anxiety symptoms: Zung self-rating anxiety scale (SAS)

A negative correlation was also found between frequency of activity and anxiety symptoms for both sexes (Fig. 4), with lowest levels of anxiety symptoms among girls reporting 12 days of activity and among boys reporting 9 days activity. For girls the association was curvilinear, with

higher levels of anxiety associated with greater frequency of activity at the highest levels of activity.

A further multi-level model was fitted for associations between physical activity and sport participation and each mental health measure with fixed effects for age, socio-economic status, chronic illness, sexual intercourse, cigarette smoking and alcohol use, and random effects for clustering of pupils within schools and countries (Table 4). For both sexes, higher frequency of activity was associated with greater well-being. Among boys, the Somewhat Active and Most Active subgroups had WHO-5 well-being scores

Table 4 Associations between physical activity, participation in sport and well-being, depression and anxiety, based on linear mixed models

	WHO-5 well-being score		BDI II Depression score		Zung Anxiety Scale (SAS) score	
	Boys	Girls	Boys	Girls	Boys	Girls
	Coefficient (95 % CI)	Coefficient (95 % CI)	Coefficient (95 % CI)	Coefficient (95 % CI)	Coefficient (95 % CI)	Coefficient (95 % CI)
Reference group (Least Active (0–3 days activity), No sport participation)	61.9 (59.0 to 64.8)***	61.9 (58.7 to 65.0)***	6.3 (5.7 to 6.8)***	7.2 (6.4 to 8.0)***	30.6 (29.9 to 31.2)***	32.0 (31.1 to 33.0)***
Frequency of at least 60 min physical activity in past 14 days						
Somewhat Active (4–7 days)	4.5 (2.9 to 6.0)***	2.4 (1.3 to 3.6)***	-1.0 (-1.5 to -0.4)***	-0.5 (-1.0 to -0.01)*	-1.0 (-1.6 to -0.5)***	-0.3 (-0.8 to 0.2) (<i>p</i> = 0.24)
Most Active (8–14 days)	6.4 (4.9 to 7.9)***	4.4 (3.2 to 5.6)***	-1.7 (-2.2 to -1.2)***	-0.7 (-1.2 to -0.2)**	-1.7 (-2.2 to -1.2)***	-0.7 (-1.2 to -0.2)**
Participation in individual or team sport						
Yes	3.9 (2.5 to 5.2)***	2.8 (1.7 to 3.8)***	-0.6 (-1.1 to -0.2)**	-0.7 (-1.2 to -0.3)***	-0.5 (-1.0 to -0.04)*	-0.5 (-1.0 to -0.1)*

Multi-level mixed effects linear regression coefficients and their 95 % confidence intervals adjusted for the fixed effects of age, socio-economic status, cigarette smoking, alcohol use, sexual intercourse and chronic illness, and for clustering of pupils within schools and within countries

Reference group is the Least Active sub-group (0–3 days of at least 60 min physical activity), not currently participating in individual or team sport

Level of statistical significance: * *p* < 0.05, ** *p* < 0.01, *** *p* < 0.0005

4.5 and 6.4 points higher, respectively, than the reference (Least Active) group ($p < 0.0005$ in both cases). For girls, the Somewhat Active and Most Active groups had well-being scores 2.4 and 4.4 points higher than the reference group ($p < 0.0005$ in both cases). Participation in sport also contributed to well-being score independently of frequency of activity for both sexes and was associated with an increment of 3.9 points for boys and of 2.8 points for girls ($p < 0.0005$ for boys and girls).

Smaller significant differences were found between the sub-groups in terms of BDI II depression score for both boys and girls. The Somewhat Active and Most Active sub-groups of boys had BDI II depression scores 1.0 points ($p < 0.005$) and 1.7 points ($p < 0.0005$) lower on the BDI II depression scale than the reference group, while for girls the Somewhat Active and Most Active sub-groups had depressive symptoms 0.5 points ($p < 0.05$) and 0.7 points lower ($p < 0.01$). Participation in sport also conferred a benefit independent of frequency of activity.

Scores on the SAS anxiety scale were significantly lower among the Somewhat Active than the reference group for boys only, with a difference of -1.0 ($p < 0.01$), while for girls there was no significant difference ($p = 0.24$). However, among both boys and girls the Most Active group had lower anxiety scores than the reference group (-1.7 for boys ($p < 0.0005$) and -0.7 for girls ($p < 0.01$)). Participation in sport was also independently associated with significantly lower scores on the SAS for both sexes in multivariate analysis.

Discussion

A small minority (13.6 %) of the SEYLE adolescent sample reported meeting the level of physical activity recommended for good physical health (at least 60 min of moderate-to-vigorous activity daily) [3]. More frequent physical activity was associated with lower levels of depression and anxiety and greater well-being in our sample, after adjustment for possible confounding factors. The greatest differences in terms of all of the mental health measures examined was between the Least Active and Somewhat Active subgroups, while additional benefits of daily activity were not evident. Participation in sport (team or individual) conferred an additional mental health benefit independently of frequency of activity.

As hypothesised, girls were significantly more likely to be inactive than boys, with only 10.7 % of girls and 17.9 % of boys sufficiently active, based on WHO guidelines. This finding is in keeping with other international studies of activity levels in European adolescents aged 15 [5]. We also found significantly higher levels of participation in sport among boys than among girls. Over half of girls

(60.7 %) and over three quarters (76.7 %) of boys reported engaging in team or individual sports or fitness activities. It has been suggested that opportunities to participate in sport and other physical activities may be biased in favour of boys [5].

Our findings of small but significant associations between physical activity and mental health are consistent with previous findings [7]. Although statistically significant, differences we have reported between more and less active adolescents in terms of anxiety and depressive symptoms may not be clinically meaningful. However, in terms of well-being, we can suggest based on our findings that moderately increasing activity in inactive adolescents could result in a meaningful improvement in well-being, as an increment of 10 % on an individual's WHO-5 score may be clinically meaningful [33]. These findings are in keeping with longitudinal research on the association between physical activity and changes in well-being [34].

It has been suggested that small effect sizes found for associations between physical activity and mental health measures may be due in part to measures of activity which do not take into account the nature of the activity [2]. We examined participation in individual and team sports to identify the types of activity which may be particularly beneficial to mental health. Lowest levels of anxiety and depression and highest level of well-being were found among those participating in team sports. Among girls, those participating in team sports differed significantly from those participating in individual sport or other physical activity in terms of all of the mental health factors examined, suggesting that team sports may confer particular mental health benefits for girls. For boys, those participating in team sports had significantly higher levels of well-being than those engaging in other sports, but there were no significant differences in terms of depression or anxiety in univariate analyses. In multivariate analysis, participating in any sport (individual or team) was associated with more positive mental health on all three of the examined measures, independent of frequency of activity, for both sexes.

We have reported an association between higher frequency of physical activity and better mental health, with lower and higher thresholds of activity associated with poorer mental health, particularly among girls. This is in keeping with previous findings on an adult population [35]. It may be the case that the sub-group reporting very frequent or daily physical activity includes some adolescents who over-exercise and suffer from eating disorders or other psychopathology [36, 37].

Several hypotheses have been proposed to explain the inverse association between physical activity and depression and other mental health problems [38]. Regular engagement in a challenging activity may lead to an increase in a person's confidence and subsequently to a

decrease in their depressive symptoms [39], or the social relationships developed from regular participation in physical activity may impact positively upon mental health [40]. Inversely, depression may negatively influence patterns of activity through symptoms such as low energy levels, apathy, or social isolation [41] or physical inactivity and depression and anxiety may also share other risk factors [38]. Our findings relating to the benefits of sport participation provide some support for the hypothesis that the mental health benefits of physical activity may be partly accounted for by the social interaction involved in team sports in particular, and confirm the importance of the psychological and social aspects of physical activity.

The greatest differences in terms of mental health measures were between the least active and the somewhat active adolescents. This is in keeping with other recent findings on adult physical activity and associations with mortality [42]. Our findings suggest that minor increments in physical activity may have substantial benefits to mental health and provide support for the suggestion that key policy aim for improving mental health should be to specifically target those who are fully inactive [42].

The limitations of this study include the use of a self-report instrument measuring physical activity, which may be prone to recall bias and varying interpretations of physical activity in different cultures, sexes and age groups [4]. The instrument used explicitly excluded activities carried out in physical education class, which may lead to an underestimate of activity levels. The level of missing data on this physical activity measure was also relatively high which may potentially have been a source of bias. As the study was cross-sectional, it was not possible to investigate any potential causal or temporal relationships between physical activity and mental health. Although we identified large cross-national differences in activity levels, we did not have scope to examine differing patterns of association between physical activity and mental health in the ten participating centres of this study. Further research could include in-depth cross-national comparisons and could also longitudinally examine the impact of physical activity on later mental health. The strengths of this study include the very large and representative sample of European adolescents and the use of multi-level mixed effects regression models which account for the clustered nature of the data [43].

Conclusions

Regular physical activity is associated with better mental health and well-being in adolescents. Our findings underline the importance of increasing activity levels among the least active young people. However, while at least one hour of physical activity daily is recommended for optimal physical health and development in children and adolescents, we

did not find evidence for the benefit of daily activity in terms of mental health. Participation in sport confers an additional benefit over and above that provided by activity alone. It would be beneficial if recommendations for physical activity and sport participation in children and adolescents were formulated based on mental as well as physical health outcomes. Sex differences in activity levels and in sport participation persist, and making activities accessible to all through school physical education curricula and community organisations should be a priority. Community and school-based interventions to promote well-being and positive mental health in adolescents should incorporate a focus on frequent physical activity and engagement in individual or team sports.

The SEYLE project is supported through Coordination Theme 1 (Health) of the European Union Seventh Framework Program (FP7), Grant agreement nr HEALTH-F2-2009-223091. The Project Leader and Coordinator of the SEYLE project is Professor Danuta Wasserman, Karolinska Institute (KI), Head of the National Centre for Suicide Research and Prevention of Mental Ill-Health and Suicide (NASP), at KI, Sweden. Other members of the Executive Committee are Professor Marco Sarchiapone, University of Molise, Italy; Senior Lecturer Vladimir Carli, Karolinska Institute, Sweden; Professor Christina W. Hoven, New York State Psychiatric Institute and Columbia University, USA; Anthropologist Camilla Wasserman, New York State Psychiatric Institute, USA and Department of Health Sciences, University of Molise, Italy. Site leaders for each SEYLE centre are: Danuta Wasserman (Karolinska Institute, Sweden, Coordinating Centre), Christian Haring (University for Medical Information Technology, Austria), Airi Varnik (Estonian Swedish Mental Health & Suicidology Institute, Estonia), Jean-Pierre Kahn (University of Lorraine, France), Romuald Brunner (University of Heidelberg, Germany), Judit Balazs (Vadaskert Child and Adolescent Psychiatric Hospital, Hungary), Paul Corcoran (National Suicide Research Foundation, Ireland), Alan Apter (Tel-Aviv University, Israel), Marco Sarchiapone (University of Molise, Italy), Doina Cosman (Iuliu Hatieganu University of Medicine and Pharmacy, Romania), Vita Postuvan (University of Primorska, Slovenia) and Julio Bobes (University of Oviedo, Spain).

Compliance with ethical standards

Conflict of interest The authors declare that they have no conflict of interest.

References

1. Janssen I, Leblanc AG (2010) Systematic review of the health benefits of physical activity and fitness in school-aged children and youth. *Int J Behav Nutr Phys Act* 7:40

2. Strong WB et al (2005) Evidence based physical activity for school-age youth. *J Pediatr* 146(6):732–737
3. World Health Organisation, Global Recommendations on Physical Activity for Health. 2010: Geneva
4. Hallal PC et al (2012) Global physical activity levels: surveillance progress, pitfalls, and prospects. *Lancet* 380(9838):247–257
5. Currie, C., et al., Social determinants of health and well-being among young people. Health Behaviour in School-aged Children (HBSC) study: international report from the 2009/2010 survey., in *Health Policy for Children and Adolescents*. 2012, WHO Regional Office for Europe: Copenhagen
6. Vilhjalmsdottir R, Kristjansdottir G (2003) Gender differences in physical activity in older children and adolescents: the central role of organized sport. *Soc Sci Med* 56(2):363–374
7. Biddle SJ, Asare M (2011) Physical activity and mental health in children and adolescents: a review of reviews. *Br J Sports Med* 45(11):886–895
8. Ahn S, Fedewa AL (2011) A meta-analysis of the relationship between children's physical activity and mental health. *J Pediatr Psychol* 36(4):385–397
9. Larun, L., et al., Exercise in prevention and treatment of anxiety and depression among children and young people. *Cochrane Database Syst Rev*, 2006(3)
10. Teychenne M, Costigan SA, Parker K (2015) The association between sedentary behaviour and risk of anxiety: a systematic review. *BMC Public Health* 15:513
11. McPhie ML, Rawana JS (2015) The effect of physical activity on depression in adolescence and emerging adulthood: a growth-curve analysis. *J Adolesc* 40:83–92
12. Babiss LA, Gangwisch JE (2009) Sports participation as a protective factor against depression and suicidal ideation in adolescents as mediated by self-esteem and social support. *J Dev Behav Pediatr* 30(5):376–384
13. Jewett R et al (2014) School sport participation during adolescence and mental health in early adulthood. *J Adolesc Health* 55(5):640–644
14. Zhou, J., D. Heim, and K. O'Brien, Alcohol Consumption, Athlete Identity, and Happiness Among Student Sportspeople as a Function of Sport-Type. *Alcohol Alcohol*, 2015
15. Balazs J et al (2013) Adolescent subthreshold-depression and anxiety: psychopathology, functional impairment and increased suicide risk. *J Child Psychol Psychiatry* 54(6):670–677
16. Carli V et al (2014) A newly identified group of adolescents at "invisible" risk for psychopathology and suicidal behavior: findings from the SEYLE study. *World Psychiatry* 13(1):78–86
17. Wasserman D et al (2010) Saving and empowering young lives in Europe (SEYLE): a randomized controlled trial. *BMC Public Health* 10:192
18. Carli V et al (2013) The saving and empowering young lives in Europe (SEYLE) randomized controlled trial (RCT): methodological issues and participant characteristics. *BMC Public Health* 13:479
19. Prochaska JJ, Sallis JF, Long B (2001) A physical activity screening measure for use with adolescents in primary care. *Arch Pediatr Adolesc Med* 155(5):554–559
20. Ridgers ND et al (2012) Validity of a brief self-report instrument for assessing compliance with physical activity guidelines amongst adolescents. *J Sci Med Sport* 15(2):136–141
21. Beck AT et al (1996) Comparison of Beck Depression Inventories -IA and -II in psychiatric outpatients. *J Pers Assess* 67(3):588–597
22. Byrne BM (2004) S.S., Lee PWH., Validating the Beck Depression Inventory-II for Hong Kong Community Adolescents. *International Journal of Testing*. 4(3):199–216
23. Osman A et al (2004) Reliability and validity of the Beck depression inventory-II with adolescent psychiatric inpatients. *Psychol Assess* 16(2):120
24. Byrne BM, Stewart SM, Lee PW (2004) Validating the beck depression inventory-II for Hong Kong community adolescents. *International Journal of Testing* 4(3):199–216
25. Zung WW (1971) A rating instrument for anxiety disorders. *Psychosomatics* 12(6):371–379
26. Olatunji BO et al (2006) Dimensionality of somatic complaints: factor structure and psychometric properties of the Self-Rating Anxiety Scale. *J Anxiety Disord* 20(5):543–561
27. Bech P (2004) Measuring the dimension of Psychological General Well-Being by the WHO-5 119. *Quality of Life Newsletter* 32:15–16
28. Bech P et al (2003) Measuring well-being rather than the absence of distress symptoms: a comparison of the SF-36 Mental Health subscale and the WHO-Five well-being scale. *International journal of methods in psychiatric research* 12(2):85–91
29. Blom EH et al (2012) Screening for depressed mood in an adolescent psychiatric context by brief self-assessment scales-testing psychometric validity of WHO-5 and BDI-6 indices by latent trait analyses. *Health and quality of life outcomes* 10(149):1–6
30. Borraccino A et al (2009) Socioeconomic effects on meeting physical activity guidelines: comparisons among 32 countries. *Med Sci Sports Exerc* 41(4):749–756
31. Skrove M, Romundstad P, Indredavik MS (2013) Resilience, lifestyle and symptoms of anxiety and depression in adolescence: the Young-HUNT study. *Soc Psychiatry Psychiatr Epidemiol* 48(3):407–416
32. Cohen J (1988) *Statistical power analysis for the behavioural sciences*. Hillsdale, Erlbaum
33. Ware JE Jr (1995) The status of health assessment 1994. *Annu Rev Public Health* 16:327–354
34. Wang F et al (2012) Long-term association between leisure-time physical activity and changes in happiness: analysis of the Prospective National Population Health Survey. *Am J Epidemiol* 176(12):1095–1100
35. Kim YS et al (2012) Relationship between physical activity and general mental health. *Prev Med* 55(5):458–463
36. Smith AR et al (2013) Exercise caution: over-exercise is associated with suicidality among individuals with disordered eating. *Psychiatry Res* 206(2–3):246–255
37. Davis C et al (1997) The prevalence of high-level exercise in the eating disorders: etiological implications. *Compr Psychiatry* 38(6):321–326
38. Stavrakakis N et al (2012) Bidirectional prospective associations between physical activity and depressive symptoms. The TRAILS Study. *J Adolesc Health* 50(5):503–508
39. Paluska SA, Schwenk TL (2000) Physical activity and mental health: current concepts. *Sports Med* 29(3):167–180
40. Monshouwer K et al (2013) Possible mechanisms explaining the association between physical activity and mental health: findings from the 2001 Dutch Health Behaviour in School-Aged Children survey. *Clinical Psychological Science* 1(1):67–74
41. Da Azevedo Silva M et al (2012) Bidirectional association between physical activity and symptoms of anxiety and depression: the Whitehall II study. *Eur J Epidemiol* 27(7):537–546
42. de Souto Barreto P (2015) Global health agenda on non-communicable diseases: has WHO set a smart goal for physical activity? *BMJ* 350:h23
43. Gibbons RD, Hedeker D, DuToit S (2010) Advances in analysis of longitudinal data. *Annu Rev Clin Psychol* 6:79–107